






Step 1: Choose your apple color and print on cardstock



Step 2: Print leaves on green cardstock



Step 3: Print stems on brown cardstock

Step 4: Cut templates along lines

Step 5: Glue stem and leaf to the top of your apple

Step 6: Insert Gift Card (we recommend taping down)

