





DESIGN YOUR OWN PAPER BACKPACK!



Step 1: Choose your backpack colors and print template on cardstock

Step 2: Cut template along lines





Step 3: Start to glue down your backpack straps and pouch

Step 4: Select what supplies you want in your bag and glue down

Step 5: Pick keychains and patches to add to your bag to make it custom



